



**DPL-300W**

**Laser Cleaning Machine**

---

## Products' brief introduction

### Equipment composition and specification

#### 1. Cleaning host machine



Fig2.1 Diagram of DPL-300W main engine

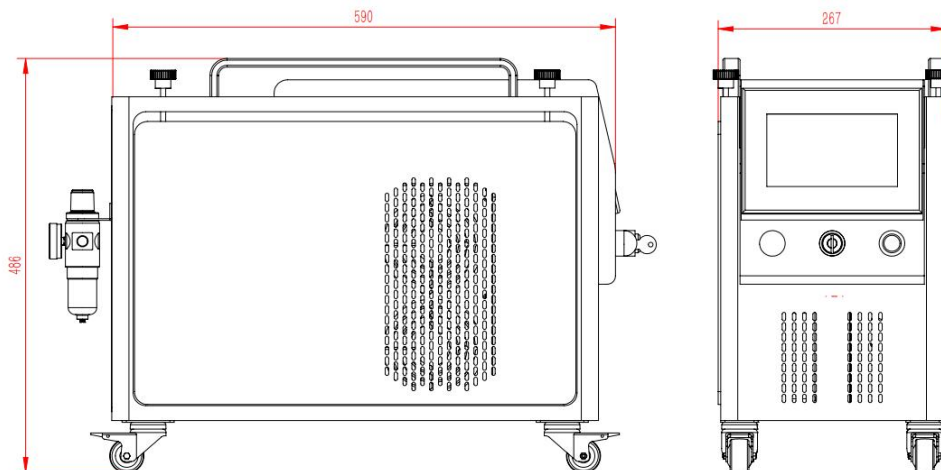


Fig2.2 Diagram of DPL-300W main engine (standard configuration, dimensions subject to physical delivery)

## 2. Hand-held cleaning head

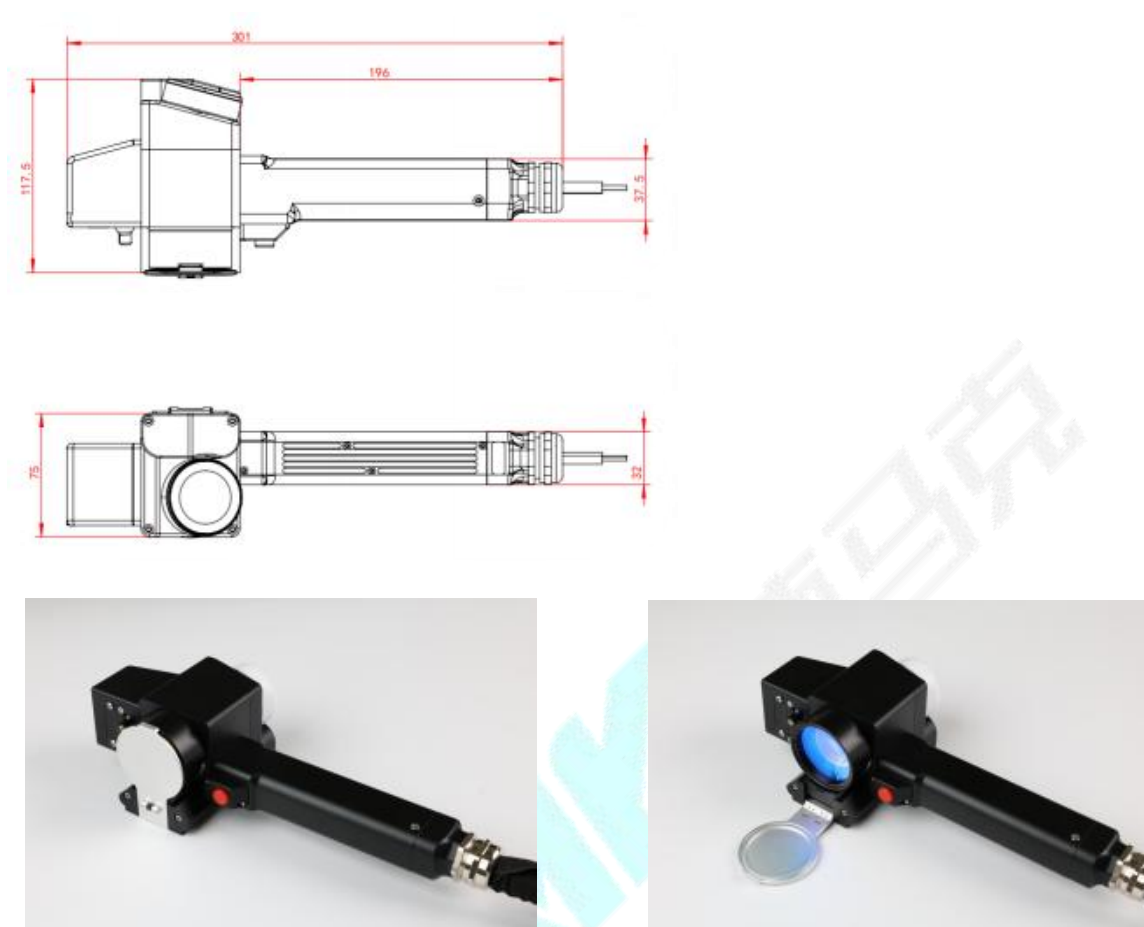



Fig2.3 Ultra-portable cleaning head (standard configuration, dimensions subject to physical delivery) .

Tab.2.3 Specifications of cleaning head

| Technical parameters |  |
|----------------------|--|
| Interface type       | QCS  |
| Applicable type      | Pulse  |
| Laser wavelength     | 1064nm   |
| Gun body dimensions  | 115mm*303mm*93mm   |
| Max Wobble width     | 150mm  |
| Scan Frequency       | 5-150Hz  |
| Field mirror         | F254   |
| Cooling Way          | Air cooling  |
| Max air pressure     | 0.4-0.6Mpa   |
| Weight               | 1.1kg  |
| Working Mode         |  |

## General characteristic parameters

| Equipment model  | DPL-300W   |
|--|--|
| Net weight   | 36kg (Subject to actual conditions)  |
| Laser head   | 1.1kg  |
| Crate size   | Length * width * height:<br>590mm *267mm * 487mm<br>(subject to actual delivery) |
| Operation type   | Hand-held  |
| Supply voltage   | AC 220(110V) $\pm 10\%V$   |
| Mains frequency  | 50/60 Hz   |
| Operating temperature range  | 0°C ~ 40°C   |
| Storage temperature range  | -10°C ~ 60°C   |
| Power consumption @<br>25 °C   | <2KW ( 300W)   |
| ※The above parameters are for reference only, please refer to the actual situation |  |

## 4. Product configuration

Tab.2.4 Collocation list of DPL series

| Product type           | Product model | Product collocation   |
|------------------------|---------------|---|
| Laser cleaning machine | DPL-300W      | <ol style="list-style-type: none"> <li>1.The cleaning host machine (7-inch display screen; B series cleaning head; 5m operation cable; Indicator red light; External control interface.)</li> <li>2.One pair of lasers protective glasses.</li> <li>3.Five outer protective lenses (48x3), two inner protective lenses (30x2).</li> <li>4. Two field mirror covers.</li> <li>5.Five red buttons.</li> </ol> |

Our company guarantees that the laser cleaning machine has been fully tested and inspected before shipment and meets the published specifications. Please check whether the package and accessories are damaged during transportation after receiving the product in case of obvious damage. The spare parts list is as shown in Tab2.4.

Tab. 2.5 The spare parts list.

| Supplies  | Item pictures   | Quantity                 |
|---|---|--------------------------|
| Instruction manual                                      |    | 1 (standard)             |
| Interlock   |    | 1 (Available on request) |
| Protect glasses<br>(Quantities can be requested)        |  | 1 (standard)             |
| Protective lens.  |  | 5 (standard)             |
| External control cable<br>(external laser button)       |  | 1 (standard)             |
| Power cord<br>(The rear is changed to the carrier plug) |  | 1 (standard)             |

## 5.Introduction to operation buttons and panels

The operation buttons of DPL-300W series host machine are as follows:



Fig3.3 Front operation panel of DPL-300W



Fig3.4 Rear operation panel of DPL-300W