

# TRUCK TYRE CHANGERS



## THE HEAVY-DUTY RANGE


Powerful and rugged tyre-changing solutions for truck, bus, agricultural vehicle and earthmover wheels

PRESENTING THE **COMPLETE JOHN BEAN  
TRUCK TYRE CHANGER SERIES**

**JohnBean**




**Accurate and gentle**



**Adaptor assembly (220 – 280 mm Ø)**



**The mounting clamp, a strong aid**



**Control console**


## **T8010TR**

- T8010 TR - The compact tyre changer for rims of 16 - 22.5": ideal for forwarding agencies, municipal truck fleets and mobile service trucks for mounting and demounting of tubeless truck and light-truck tyres
- Access ramp for easy loading of the tyre changer
- Two rollers for bead breaking and tyre changing speed up operation. Both the inner and outer beads are demounted in a single process without need for readjustment of the mounting tool
- Demounting tool included in standard equipment
- The roller reduces the cycle time with new tyres
- The tool allows gentle handling of retreaded tyres
- Easy control with integrated control unit
- Clamping of wheel through the centre hole with cone/adaptor assembly
- Special adaptor backplate prevents slipping of wheel



## T8026

- T8026 - The compact tyre changer for rims of 13 - 26": ideal for tyre shops for mounting and demounting of tubed and tubeless truck and bus tyres on drop-centre and split-ring rims
- Electro-hydraulic drive
- Mobile control unit
- Positioning of wheel and tool within a wide accurate adjustment range
- Infinitely self-centring universal hydraulic chuck
- Bead breaker roll and mounting/ demounting tool fitted on swing arm
- Safety valve on chuck prevents accidental unclamping of wheels



### Chuck

The chuck is of solid design to accommodate wheels of up to 1000 kg. A non-return valve prevents the chuck from opening in case of a sudden hydraulic pressure drop.



### Bead breaker

The bead breaker disc is equipped with a special tilting system in order to increase bead breaking effort and to make sure the bead breaking disc is always in optimum position relative to the rim.



### The mounting clamp, a strong aid



### Control console



### Chuck

The chuck is of solid design to accommodate wheels of up to 1500 kg. A non-return valve prevents the chuck from opening in case of a sudden hydraulic pressure drop.



### BEAD BREAKER

The bead breaker disc is equipped with a special tilting system in order to increase bead breaking effort and to make sure the bead breaking disc is always in optimum position relative to the rim.

## T8056 / T8056R / T5600

- T8056 - The compact tyre changer with double reinforced frame for rims of 12 - 32": ideal for tyre shops for mounting and demounting truck, bus, agricultural vehicle and earthmover tyres
- Rugged chuck design
- Mobile control unit with switch to control two operations simultaneously
- 2 Chuck speeds, preset via switch

### ADDITIONAL FEATURES OF T8056R

- T8056R - The compact tyre changer with double reinforced frame and hydraulic control, for rims of 12 - 32": ideal for tyre shops for mounting and demounting truck, bus, agricultural vehicle and earthmover tyres
- Hydraulically controlled tool holder and chuck arm
- Automatically rotating tool
- Mobile control unit fitted on swing arm

### ADDITIONAL FEATURES OF T5600

- T5600 - The compact tyre changer with patented bead breaker disc, for rims of 14 - 44": ideal for tyre shops for mounting and demounting truck, bus, agricultural vehicle and earthmover tyres
- Patented bead breaker disc for increased bead breaker effort



## T8058

- T8058B - The tyre changer for rims of 4 - 58", for wheels up to 2000 kg, 1.5 m wheel width and 2.5 m wheel diameter: ideal for tyre shops for mounting and demounting heavy-duty truck and commercial vehicle tyres
- High bead breaking force of up to 3.8 t, even for tightly fitting tyre/wheel assemblies
- Lowering of chuck to 350 mm to facilitate accommodation of rims of small diameter
- Control console with switch for simultaneous control of two functions
- 2 Chuck speeds of 4 or 8 rpm to be preset by switch. Slow speed allows thorough monitoring of critical operations, whereas quick speed allows quick mounting/demounting in uncritical phases.
- Connecting cable between machine and control unit

### ADDITIONAL FEATURES OF T8058BA

- Control unit ergonomically fitted on swing arm, no disturbing cables

### ADDITIONAL FEATURES OF T8058WL

- Radio-controlled operation
- Automatic operation of mounting tool and preset tool carriage travel
- Automatic switching off extends the life of hydraulic motor and hydraulic oil and most of all saves energy.



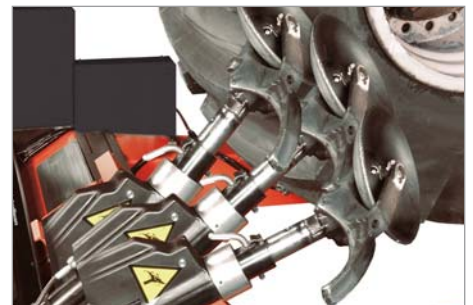
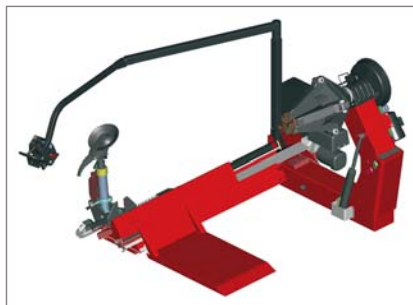
#### Extremely vast clamping range

Clamping range of 4" - 58" without extensions - long jaws accommodate rims of high offset



#### Mounting tool

The mounting tool is adjustable by 180 deg. irrespective of arm position.



#### Hydraulically adjustable tool support














#### Special design












Adjustable studs ensure long life of the chuck arm hinge.



# STANDARD AND OPTIONAL ACCESSORIES

	Part No.	Description	T8010TR	T8026	T8056	T8056R	T5600	T8058
	0001418	Short tyre lever	Standard	Option	Standard	Standard	Standard	Standard
	4004461	Long tyre lever	Option	Standard	Standard	Standard	Standard	Standard
	4023775	Adaptor 202 mm	Option					
	0023506	Adaptor 176 mm	Option					
	4021247	Cone (Ø 135 - 167 mm)	Option					
	4021100	Adaptor assembly (Ø 220 - 280 mm)	Standard					
	4020798	Star flange small (Ø 164 mm)	Option					
	4002354	Bead pushing lever			Standard	Standard	Standard	Standard
	4009472	Mounting clamp	Standard	Standard	Standard	Standard	Standard	Standard
	4021852	Clamp for light alloy rims	Option	Option	Option	Option	Option	Option
	4024501	Kit for split-ring rims	Option					

# STANDARD AND OPTIONAL ACCESSORIES

	Part No.	Description	T8010 TR	T8026	T8056	T8056R	T5600	T8058
	4007611	OTR clamp for split-ring rims		Option	Option	Option	Option	Option
	EAK-0315G66A	Jaw protection kit		Standard	Standard	Standard		
	4008264	Alloy rim adaptors 280 mm					Option	
	4008257	Alloy rim adaptors 220 - 280 mm					Option	
	4030013	Alloy rim adaptors						Option
	4022287	Tubeless roll		Option		Option	Option	
	4023741	Tubeless roll			Option			
	EAA-0373G89A	Tubeless roll					Option	Option
	4024715	Extensions 32" - 56"			Option	Option		
	4019161	Extension 44" - 56"					Option	
	4021053	Ring nut 46 x 6	Standard					

# TECHNICAL SPECIFICATIONS

Technical specifications		T8010TR	T8026	T8056
Rim clamping range	inch	16 - 22.5	14 - 26	14 - 32
Rim clamping range incl. extensions	inch			32 - 56
Max. wheel width	inch/mm	20/500	27.5/700	43/1100
Max. wheel diameter	inch/mm	47/1200	59/1500	92.5/2350
Max. wheel weight	kg	200	1000	1500
Bead braking force	kN	18	27	33
Chuck speed	UpM	4	7	4/8
Chuck motor rating	kW	0.75	1.8	1.3 - 1.8
Hydraulic motor rating	kW	0.75	1.5	1.5
Dimensions (WxDxH) approx.	mm	1270x1290x1100	1670x1400x840	1800x2000x930
Weight	kg	330	550	761
Power supply		400 V 3ph 50 Hz		

Technical specifications		T8056R	T5600	T8058
Rim clamping range	inch	14 - 32	14 - 44	4 - 58
Rim clamping range incl. extensions	inch	32 - 56	44 - 56	-
Max. wheel width	inch/mm	43/1100	43/1100	59/1500
Max. wheel diameter	inch/mm	92.5/2350	90.5/2300	98.5/2500
Max. wheel weight	kg	1500	1500	2000
Bead braking force	kN	33	33	38
Chuck speed	UpM	4/8	4/8	4/8
Chuck motor rating	kW	1.3 - 1.8	1.5 - 2.2	2.5 - 3.8
Hydraulic motor rating	kW	1.5	1.5	1.5
Dimensions (WxDxH) approx.	mm	1800x2000x930	2565x1800x850	2990 x 2100 x 2025
Weight	kg	897	945	1450
Power supply		400 V 3ph 50 Hz		

#### EMEA-JA

Snap-on Equipment s.r.l. · Via Prov. Carpi, 33 · 42015 Correggio (RE)  
Phone: +39 0522 733-411 · Fax: +39 0522 733-479 · www.johnbean-europe.com

#### France

Snap-on Equipment France · ZA du Vert Galant · 15, rue de la Guivernone BP 97175  
Saint-Ouen-l'Aumône · 95056 Cergy-Pontoise CEDEX  
Phone: +33 134 48 58-78 · Fax: +33 134 48 58-70 · www.johnbean-france.fr

#### Germany

Snap-on Equipment GmbH · Konrad-Zuse-Straße 1 · 84579 Unterneukirchen  
Phone: +49 8634 622-0 · Fax: +49 8634 5501 · www.johnbean-deutschland.com

#### Italy

Snap-on Equipment s.r.l. · Via Prov. Carpi, 33 · 42015 Correggio (RE)  
Phone: +39 0522 733-411 · Fax: +39 0522 733-410 · www.johnbean-italia.com

#### United Kingdom

Snap-on Equipment Ltd. · Unit 17 Denney Road, King's Lynn · Norfolk PE30 4HG  
Phone: +44 118 929-6811 · Fax: +44 118 966-4369 · www.snapon-equipment.co.uk

Part of the machines is illustrated with optional extras which are available at extra cost. Technical and visual modifications reserved.

Cod.: 9702 860 - 06/2016



**JohnBean**